

**CAMBO**  
WHERE TRADITION MEETS VISION



**DIGITAL WIDE CAMERAS**

# DIGITAL WIDE SYSTEM




The Cambo Wide Series provides true wide-angle coverage that is so lacking in most medium format digital photography systems today. With a choice of focal lengths starting at the incredible wide 23mm up to the moderate telephoto 150mm and options for even longer focal lengths, the Cambo Wide system of cameras are the ideal solution for today's architectural and landscape photographers.

The concept of the Cambo Wide family began decades ago. It grew out of architectural and landscape photographer's needs for a lightweight and portable camera that would produce the finest quality images. As large and medium format film was supplanted by high-quality digital backs as the pinnacle of photographic quality, Cambo evolved its Wide cameras to embrace this new technology.

Today we offer three distinctly different models of Wide cameras, the Wide Compact, the Wide RS 1200 and the Wide RS 5000, each in different configurations. Each model has its own unique features, yet all are compatible with a shared family of lenses and digital back options.

All Cambo Wide models combine the quickness and portability of a hand-held DSLR, the latest digital-lens technology and the highest resolution digital backs. The end result gives you the finest quality images possible today.








Delivering quality and customer satisfaction have always been a priority for Cambo. From design and material selection to final production and assembly, the whole process is based on years of experience combined with constant innovation in new production methods and state-of-the-art machining and measuring to obtain the maximum precision.

Each part is made with craftsmanship and dedication, every employee is trained to use the latest technologies and is performing in accordance with the required high quality standards.

Cambo's in-house manufacturing assures a constant supply in parts and pre-assembled products, in order to offer short lead times. At the same time this in-house process gives Cambo the flexibility to implement new industry developments without delay, while new products from third parties can be integrated virtually overnight.



Individual parts are machined and measured with the narrowest possible tolerances. Next to that, assemblies are being fine-tuned and optimised to meet the standards.

Cambo build their own lens panels with Schneider and Rodenstock lenses in their specific focus mounts. Each lens panel is individually measured and adjusted with inhouse optical equipment. Variations in optics will be optimised and lens panels are adjusted for the best performance.



# RS 5000

- Precision engineered robust body
- High grade aerospace aluminium
- Comfortable ergonomic wooden handgrips
- Gear driven rear lateral and vertical movements
- Stitching possibilities four-way
- Weight compensation for digital back
- Built-in spirit levels
- Interchangeable lenspanels with tilt/swing options
- System compatible accessories

## CAMBO WIDE RS 5000

The Wide RS series, which stands for rear shift, offer smooth and precisely geared movements: rise and fall as well as lateral shifts on the rear panel. While the image-placement movements are of key importance to architectural photographers, the image plane movements offer great possibilities for stitching images together for extreme wide or panoramic effects without changing the perspective and the vanishing point. Five built-in spirit levels on top, bottom and side make it easy to level the camera for both horizontal and vertical alignment and the convenient grips with removable cable release enables the photographer to handhold the camera for faster and more spontaneous applications. Made of high-grade aluminium alloy, the Wide RS makes a lightweight, yet durable travel companion for any photographer working in the field.

The Wide RS is designed to accept all of the high resolution, medium format digital backs from Hasselblad, Mamiya Leaf, PhaseOne and Sinar, including their latest models. These backs offer portability with built-in storage and image preview and review. Adapter plates are available for backs compatible with Hasselblad-V and H-series, PhaseOne DF and Mamiya AFd, Contax 645 as well as Leaf Afi/Sinar HY6.

To round this amazing system, the Wide RS series accept the always growing selection of Rodenstock Digaron HR and Schneider Apo-Digitar lenses designed for digital photography. Choose from a variety of focal lengths, from 23mm to 150mm and even 180mm or 210mm.

Each lens is mounted in a dedicated lens panel, that offers convenient helical focusing and a built-in mechanical Copal shutter or choose from Rodenstock's or Schneider's electronic shutter systems.


Many of these lenses offer a generous image circle that allows for plenty of image-control shifts and tilt/swing options. For additional shooting convenience an optical viewfinder with dedicated masks, offering framing and shift indications for all available lenses is available, as well as an iPhone holder for framing and composing using your iPhone's live-view.



Side by Side	RS 5000	RS 1200	RC 400
Dimensions (w x h x d)	190 x 175 x 55 mm	160 x 165 x 45 mm	125 x 145 x 45 mm
Weight (no lens)	1180 gr	940 gr	540 gr
Movements (mechanical limitations)	Lateral: +22,5 / -22,5mm and Vertical: +25mm / -15mm	Lateral: +20mm / -20mm and Vertical: +25mm / -15mm	Lateral: +20mm / -20mm or Vertical: +20mm / -20mm



# RS 5000



## FEATURES

- 01 Camera body with inlay
- 02 Removable tripod mount
- 03 Lenspanel locking levers
- 04 Horizontal shift control
- 05 Vertical shift control
- 06 Wooden handgrips
- 07 Removable cable release
- 08 Spirit levels
- 09 Horizontal scale
- 10 Vertical scale
- 11 Accessory mount plate
- 12 Accessory shoe (option)
- 13 XL grip gear knobs
- 14 Built-in weight compensation for Digital back

# RS 1200

- Precision engineered robust body
- High grade aerospace aluminium
- Dual integrated handgrips
- Optional ergonomic wooden handgrips
- Gear driven rear lateral and vertical movements
- Stitching possibilities four-way
- Built-in spirit levels
- Interchangeable lenspanels with tilt/swing options
- System compatible accessories

## CAMBO WIDE RS 1200 - WIDE RS 1250

For those looking for something a little more compact and lighter than the Wide RS 5000, but still require the image-placement shift movements, the Cambo Wide RS 1200 is the perfect choice. Whether you use it on a tripod or hand-held for more spontaneous shooting, the Wide RS camera will open up new photographic possibilities for you.

This exciting member of the Cambo Wide family features both lateral and vertical shift movements of the rear image plane. These precision, accelerated spindle movements, which create 5mm of movement per revolution, provide architectural photographers with many of the image-placement movements they require, while giving digital photographers the ability to create amazing vertical and horizontal panoramic images through stitching several exposures together.

Like the other Cambo Wide models, the RS features interchangeable interfaces for Hasselblad, Leaf, Phase One and Sinar digital backs.

Mounts are available for digital backs with Hasselblad V-series and H-series interfaces, as well as PhaseOne/Mamiya 645DF, Contax 645AF, Leaf's Afi and Sinar HY6.

In order to accomplish nearly any architectural or landscape assignment, the Wide RS accepts the full range of WDS lens panels that incorporate the Schneider Apo-Digitar and Rodenstock HR Digaron lenses. Choose from focal lengths ranging from 23mm up to 150mm and above, of which many available as WTS lenspanel with built-in tilt and swing movements.

The Wide RS body weighs just under 1 kg (2.6 lbs.) and is a compact 160mm (6.3") x 165mm (6.5"). It comes with a double handgrip for steady

shooting, built-in spirit levels for fast and accurate setups, a removable LED light that allows you to see lens settings in low-light situations and a convenient carrying case. The removable tripod mount is 3/8" thread. For additional shooting convenience, an optional optical viewfinder is available with dedicated masks with framing and shift indications for all available lenses as well as an iPhone holder for framing and composing using your iPhone's live-view.

The optional version Wide RS 1250 features the same ergonomic wooden handgrips as the Wide RS 5000.



Side by Side	RS 5000	RS 1200	RC 400
Dimensions (w x h x d)	190 x 175 x 55 mm	160 x 165 x 45 mm	125 x 145 x 45 mm
Weight (no lens)	1180 gr	940 gr	540 gr
Movements (mechanical limitations)	Lateral: +22,5 / -22,5mm and Vertical: +25mm / -15mm	Lateral: +20mm / -20mm and Vertical: +25mm / -15mm	Lateral: +20mm / -20mm or Vertical: +20mm / -20mm

# RS 1200



Lens not included



## FEATURES

- 01 Camera body
- 02 Removable tripod mount
- 03 Lenspanel locking levers
- 04 Horizontal shift control
- 05 Vertical shift control
- 06 Removable cable release
- 07 Spirit levels
- 08 Horizontal scale
- 09 Vertical scale
- 10 Accessory mount plate
- 11 Accessory shoe (option)
- 12 LED light
- 13 Accelerated gears



# RC 400

- Precision engineered robust body
- High grade aerospace aluminium
- Optional handgrips
- Removable tripod mount
- Gear driven rear lateral or vertical movements
- Stitching possibilities
- Built-in spirit levels
- Interchangeable lenspanels with tilt/swing options
- System compatible accessories

## CAMBO WIDE COMPACT RC 400

Here is the perfect portable solution for high-quality medium format digital imaging. The Wide Compact is ideal for photographers who want to travel as light as possible but still be able to produce the highest quality images.

While the Wide Compact offers image-placement control movements, these will be by choice of orientation of the camera.

This results in an even smaller and lighter version of the Cambo Wide series. The Wide Compact body has the same accessory system support on all four sides, each accepting either one or two handgrips, a tripod mount, viewfinder, iPhone holder or the WRS-1090 Compendium.

The Wide Compact body accepts Hasselblad, Leaf, Phase One and Sinar digital backs. Mounts are available for digital backs with Hasselblad V-series and H-series interface, as well as PhaseOne/ Mamiya 645DF, Contax 645AF, Leaf AFi and Sinar HY6. It also accepts the full range of WDS lens panels that incorporate the super-wides Schneider Apo-Digitar 28XL and Rodenstock HR Digaron-S 23mm. The combination of perspective control, Cambo's optional tilt/swing lenspanels and stitching possibilities provide the photographer with a wealth of possibilities with this small and lightweight camera platform.

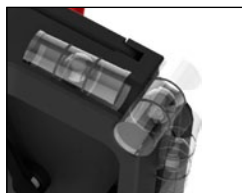
The Wide Compact can be used on a tripod or handheld for more spontaneous shooting situations. It also features six built-in spirit levels, an accelerated gear drive for the movements, cable release, optional accessory shoes for viewfinders or an iPhone holder and hooks for a neck strap. The tripod mount has  $\frac{3}{8}$ " and  $\frac{1}{4}$ " thread.



Side by Side	RS 5000	RS 1200	RC 400
Dimensions (w x h x d)	190 x 175 x 55 mm	160 x 165 x 45 mm	125 x 145 x 45 mm
Weight (no lens)	1180 gr	940 gr	540 gr
Movements (mechanical limitations)	Lateral: +22,5 / -22,5mm and Vertical: +25mm / -15mm	Lateral: +20mm / -20mm and Vertical: +25mm / -15mm	Lateral: +20mm / -20mm or Vertical: +20mm / -20mm



# RC 400



## FEATURES

- 01 Camera body
- 02 Removable tripod mount
- 03 Lenspanel locking levers
- 04 Shift control knob
- 05 Shift indicating scale
- 06 Accessory mount 4x
- 07 Spirit levels top/right
- 08 Spirit levels bottom/left
- 09 Mount for adapter plate
- 10 3/8" tripod plate
- 11 Accelerated gear
- 12 Position for horizontal movements or stitches

Lens not included

## Image Circles

Schneider

120mm	60XL
110mm	43XL, 47XL, 120N, 150N
90mm	28XL, 35XL, 72L, 90N

### Image sensor area

54 x 40 mm
56 x 36 mm
48 x 36 mm
44 x 33 mm

Rodenstock

70mm	23HR, 28HR, 35HR, 60HR
90mm	32HR, 40HR, 50HR, 70HR
120mm	90HR

Cambo offers a wider choice of lenspanels than those listed here. Other lenspanels with Schneider or Rodenstock lenses are available or made upon request. Cambo also offers retrofitting of suitable lenses to lenspanels for use with the Wide family of cameras.

Cambo Wide lenspanels are compatible with all Wide DS, RS and Compact family models as of 2000.



Longer focal lengths, such as the 120mm, 150mm and the Rodenstock 90HR-SW will be delivered as a short barrel version, herewith limiting the front extension to avoid vignetting from the extension barrel and to distribute the weight in a better way.



Schneider as well as Rodenstock are offering electronic shutter systems for most of their lenses. Cambo will support these lenses where possible. As specifications of those systems are subject to change Cambo only delivers on request.



Standard Cambo Wide lenspanels feature protection bars as delivered. Protection bars can help to avoid unwanted damage during transportation and serve as a save handgrip when changing lenses. Nevertheless, these bars can easily be taken off if desired so by the photographer.

Panel	WDS-544	WDS-546	WDS-547	WDS-549	WDS-551	WDS-552	WDS-553	WDS-548	WDS-556	WDS-557	WDS-562	WDS-564	WDS-566	WDS-570	WDS-572	WDS-574	WDS-577
Make	Rodenstock	Rodenstock	Schneider	Rodenstock	Schneider	Rodenstock	Rodenstock	Schneider	Schneider	Rodenstock	Schneider	Rodenstock	Schneider	Schneider	Rodenstock	Schneider	Schneider
Focal L.	23 HR-S	28 HR-S	28 XL	32 HR-W	35 XL	35 HR-S	40 HR-W	43 XL	47 XL	50 HR-W	60 XL	70 HR-W	72 L	90 N	90 HR-SW	120 N	150 N
Aperture	f 5,6	f 4,5	f 5,6	f 4,0	f 5,6	f 4,0	f 4,0	f 5,6	f 5,6	f 4,0	f 5,6	f 5,6	f 5,6	f 4,5	f 5,6	f 5,6	f 5,6
Circle	70 mm	70 mm	90 mm	90 mm	90 mm	70 mm	90 mm	110 mm	113 mm	90 mm	120 mm	90 mm	90 mm	90 mm	120 mm	120 mm	120 mm
Tilt-swing	N/A	Option	N/A	Option	N/A	Option	Option	Option	Option	Option	Option	Option	Option	Option	Option	Option	Option
Sh.barrel	no	no	no	no	no	no	no	no	no	no	no	no	no	no	yes	yes	yes

# WTS

## KEY FEATURES

- Knob driven fine-g geared movements for tilt and swing
- +5 / -5 degrees tilt and +5 / -5 degrees swing into both directions
- Separate movements for tilt and swing, individual or simultaneously
- No need for separate adapter, all mechanics built-in
- High precision mechanism
- Center of rotation close to optical center of the lens avoiding image shifts
- Interchangeable with existing Wide DS, RS and compact bodies and panels
- Available with Schneider 43XL, 47XL, 60XL, 72L, 90N, 120N and 150N
- Available with Rodenstock 28HR, 32HR, 40HR, 50HR, 70HR and 90HR-SW
- Movement indicators separate for repeatability
- Shift possibilities in the WideRS body allow for shifts without changing lens position

Cambo offers WTS lenspanels with built-in tilt and swing options for the Wide Family cameras.

The use of tilts and/or swings will allow the photographer to optimise sharpness in a plane that is other than perpendicular to the optical axis. Increase sharpness close by while keeping sharpness further away, keep the best sharpness along a plane directing to the vanishing point. Or create intentional unsharpness with lenses that have a great depth of field by nature.

Add those possibilities to your creative process and be ready to create your best images ever using Cambo's tilt/swing lenspanels.





# WRS / WRC

## Accessories

These pages show a selection from the extended range of accessories available for the Wide family of cameras. There is more than shown here. Always check [www.cambo.com](http://www.cambo.com) for the latest versions, for a full description of features and for compatibility and also specific accessories for certain models, like handgrips, cable releases and special editions.



SLW-80  
Hasselblad-V



SLW-81  
Leaf Afi / Sinar HY6




SLW-87  
Contax 645



SLW-88  
PhaseOne/Mamiya DF



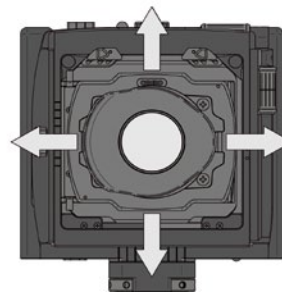
SLW-89  
Hasselblad-H



WDS-619  
Universal ground glass  
frame fitting to SLW-mount  
for all Wide Family models  
includes CCD frames



WDS-616  
Flexible Loupe  
for WDS-619  
includes hinge for quick  
access to ground glass



WDS-630  
Shiftable 3x Loupe  
for WDS-619  
includes hinge for quick  
access to ground glass



Macro Extension  
extends to SLW Adapter  
WRS-1048 48.8 mm  
WRS-1017 17.0 mm  
WRS-1010 10.0 mm



WRS-195  
Carrying Case for WRS  
with extra cavities for  
lenses, digital back and  
other accessories



WRC-H61  
Handgrip for WRC-400



WRC-A70  
Quick Release Mount  
Arca compatible



WDS-585  
Rubber Eyepiece for  
WDS-580 / 1080



WRS-1075  
Accessory shoe plate  
with 2-point fixation



WRS-1060 /  
WRS-1060s  
iPhone Holder  
with optional wide-angle  
Schneider iPro lens



WRS-1080  
Viewfinder 120°  
with 2-point fixation



WDS-580  
Viewfinder 120°  
for accessory shoe mount  
with extension bracket



WRS-1090  
Compendium for Wide Family  
with 2-point fixation  
Rotates 90° Landscape - Portrait  
Adjustable self-supporting extension  
Includes Filter Holder 4x4"  
Accepts Viewfinder or iPhone holder



WRS-1095  
Adapter to 2-point fixation  
mount for cameras  
with hot-shoe or accessory  
shoe mount



Center Filter  
WCF-23 for 23HR  
WCF-23 for 28HR  
WCF-24 for 24XL  
WCF-28 for 28XL  
WCF-32 for 32HR  
WCF-35 for 35XL



Viewfinder Masks for WRS-1080 and WDS-580

WDS-924 for 23HR / 24XL  
WDS-928 for 28HR / 28 XL  
WDS-932 for 32HR  
WDS-935 for 35HR / 35XL  
WDS-940 for 40HR  
WDS-943 for 43XL

WDS-947 for 47XL  
WDS-950 for 50HR  
WDS-960 for 60HR / 60XL  
WDS-972 for 70HR / 72L  
WDS-990 for 90HR / 90N  
WDS-9120 for 120 N



WRS-333  
Levelling Head  
fitting to Wide RS  
5° levelling  
360° panning  
accessory spigot mount



WRS-1068  
Adapter for Mamiya RB back





PHOTO BY PETRA APPELHOF

# CAMBO® Wide RS/RC System

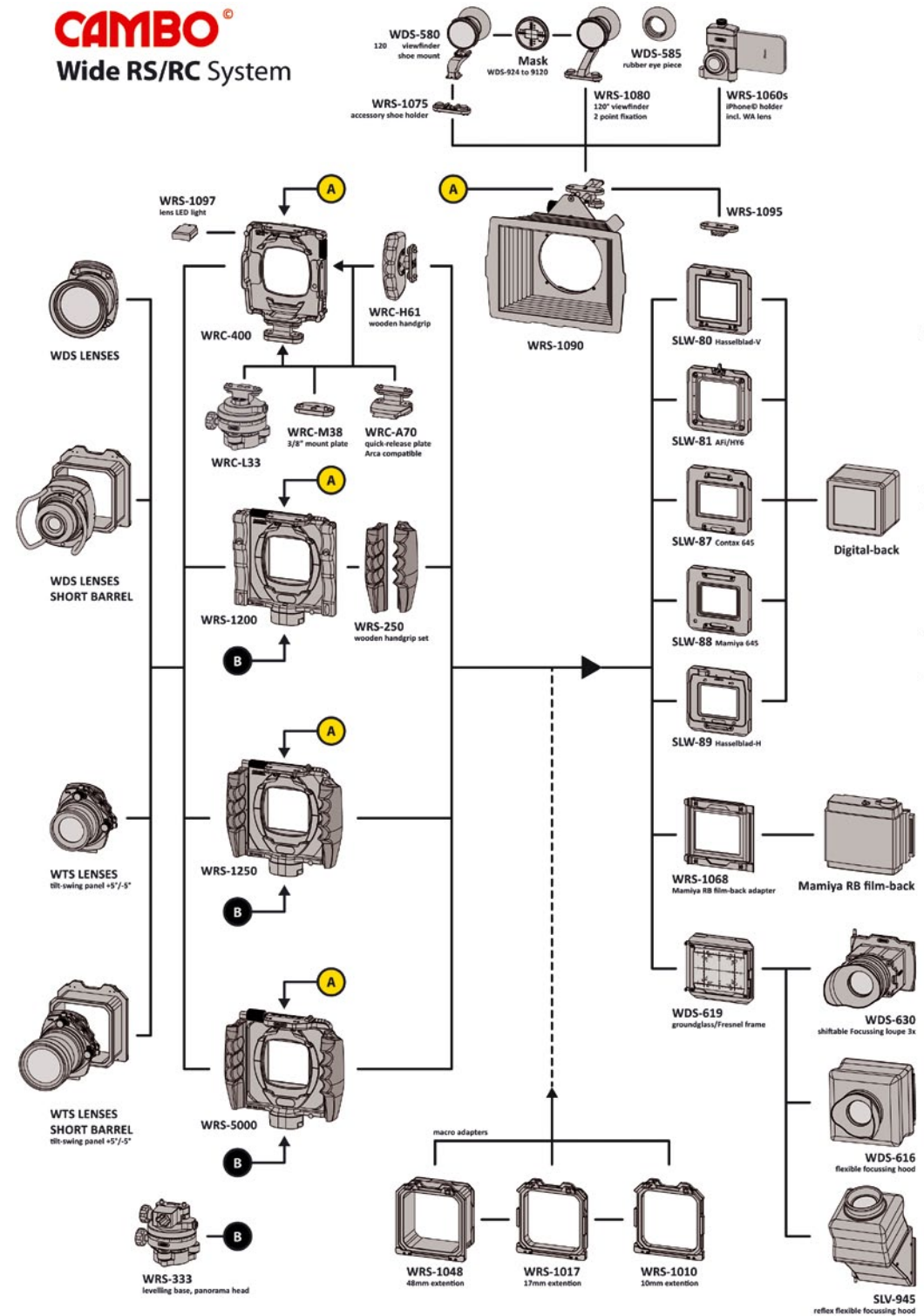






PHOTO BY ROBB WILLIAMSON





CAMBO FOTOGRAFISCHE INDUSTRIE BV  
HAATLANDERDIJK 45 - P.O. BOX 200  
8263 AP KAMPEN  
THE NETHERLANDS  
PHONE: +31 38 33 14644  
FAX +31 38 33 15110  
EMAIL [INFO@CAMBO.COM](mailto:INFO@CAMBO.COM)  
WEB [WWW.CAMBO.COM](http://WWW.CAMBO.COM)

ALL MODELS AND SPECIFICATIONS IN THIS BROCHURE ARE SUBJECT TO CHANGE WITHOUT NOTICE.

PICTURES AND ILLUSTRATIONS MAY SHOW OPTIONAL ITEMS THAT ARE NOT PART OF THE ACTUAL PRODUCT.

CAMBO IS A REGISTERED TRADEMARK, ALL RIGHTS RESERVED.

v. 03-2013

PHOTO BY KARL B. STADDON